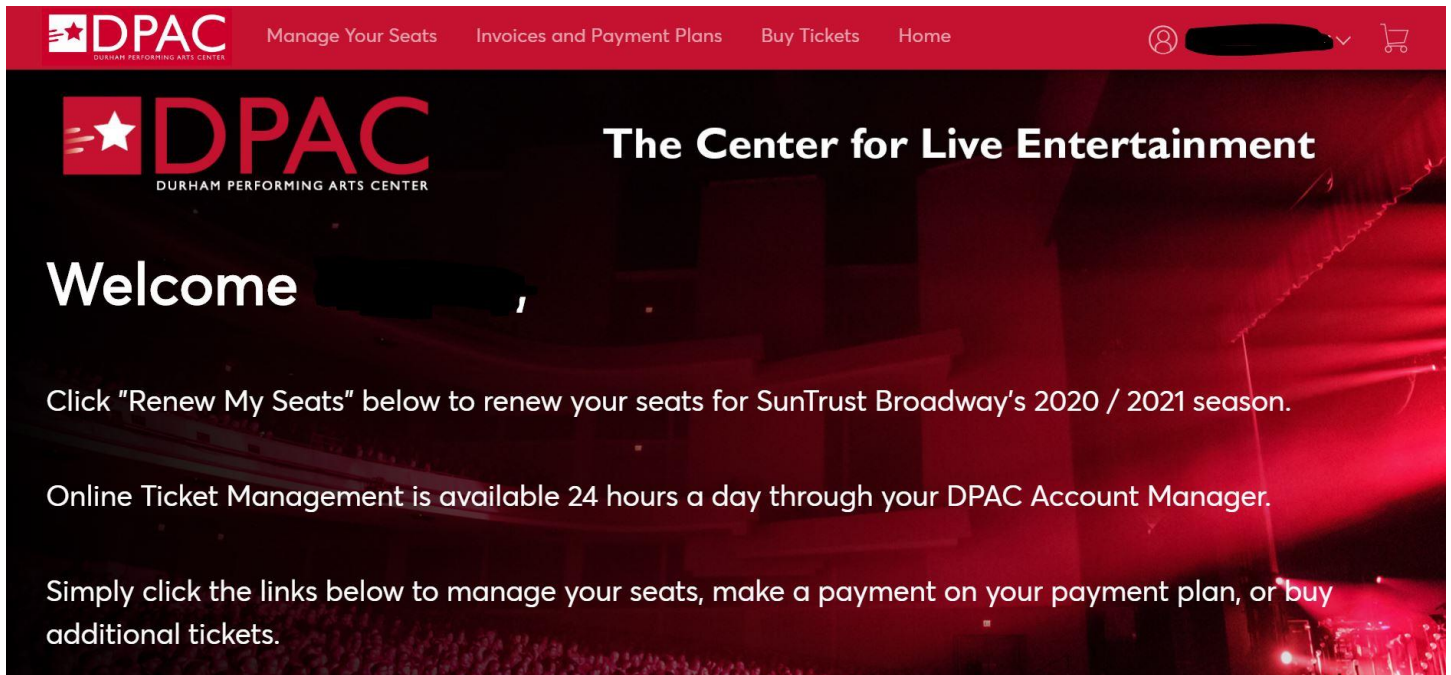


Account Manager Guide – Renew Your Season Seats Via DPAC Account Manager


1) Log into your online account manager by entering your email address and password.

Note: If you do not remember your password, click “Forgot Your Password” to reset it.

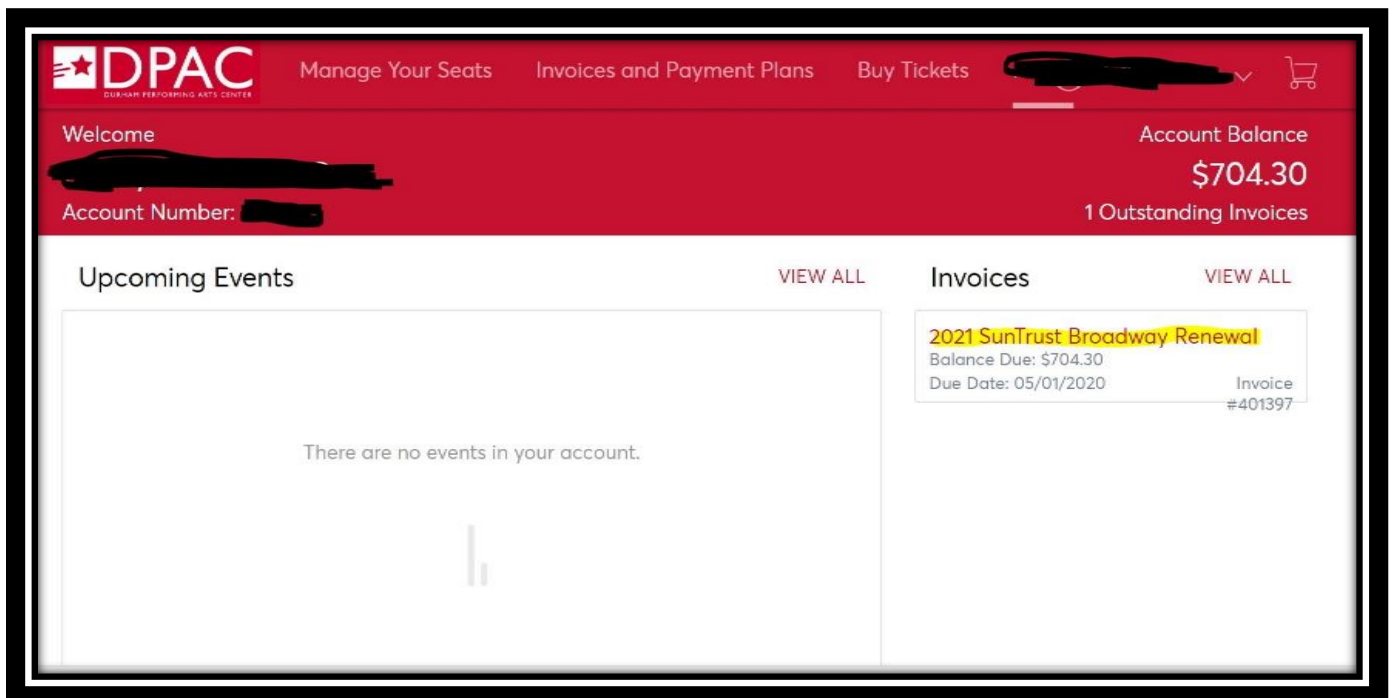
2) After you have logged in, you will see a page with directions on how to navigate to the renewal page for your Season Seats.



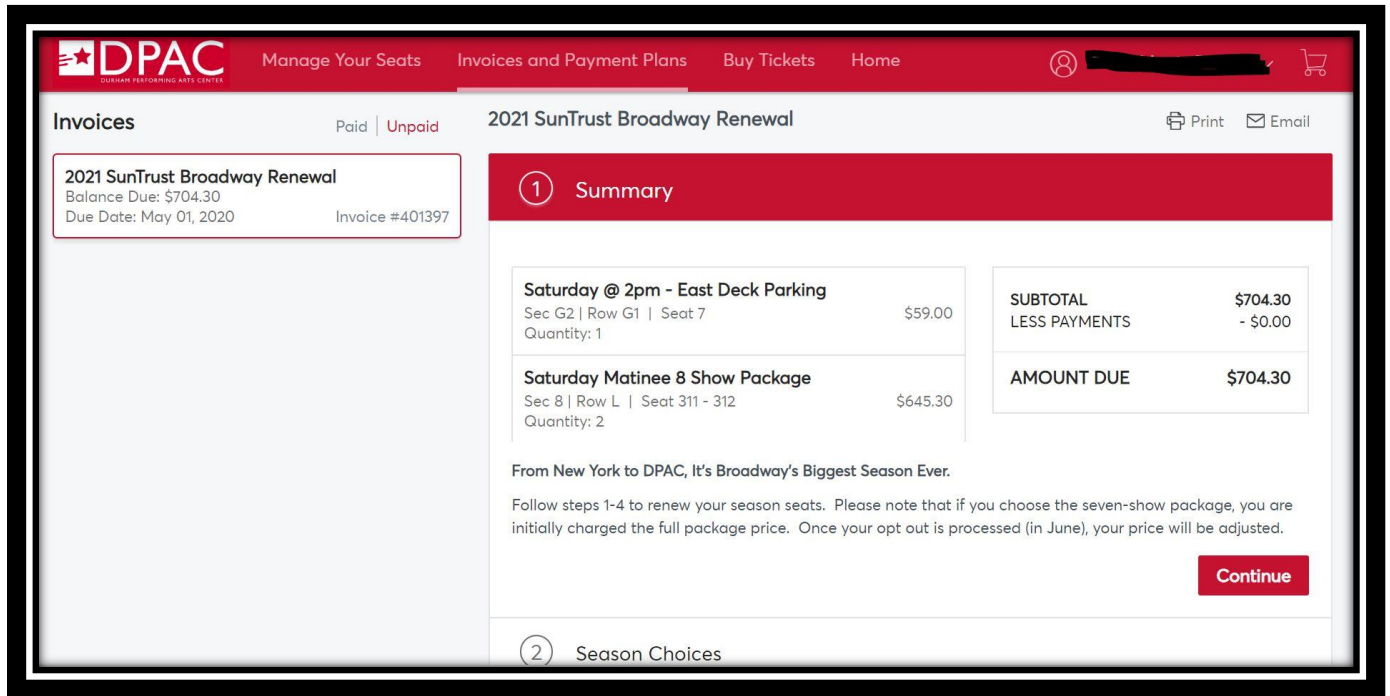
3) Scroll to the bottom of your screen and select the “Renew My Seats” option.



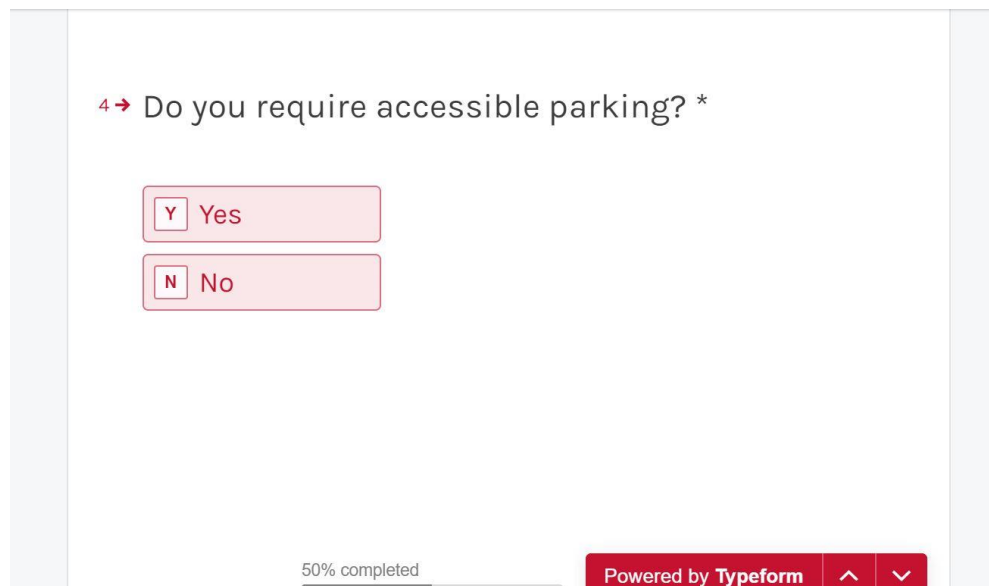
After you have logged in, click on the option that reads “2021 SunTrust Broadway Renewal”.



- 4) You will be directed to a page that lists a summary of your 2021 SunTrust Broadway Renewal items. Click the red "Continue" box.



- 5) You will then be asked four required questions about opting out of one performance, your correct mailing address, whether you would like to sign up for automatic renewal for the 2021-2022 SunTrust Broadway Season, and whether you have accessible parking needs.



- 6) You will then select your payment option. If you opt to pay in full, the full amount of your Season Package will be charged to the selected card. If you select a 4-month or 12-month payment plan, the first payment will be charged on July 1st. Charges will be drafted on the first of each following month until the payment plan is complete. Review and agree to the terms and conditions of your season seat membership purchase prior to selecting the red “Pay Now” button to complete your renewal.

4 Payment Options

Payment Option	
Select Payment Option	▼
Payment Method Edit / Add	
Select Payment Method	▼
<input type="checkbox"/> Split this payment	

SUBTOTAL	\$704.30
LESS PAYMENTS	-\$0.00
AMOUNT DUE	\$704.30
PAY TODAY	\$704.30

Please note that by purchasing a season seat membership, you agree to the season seat terms and conditions listed on our website [here](#).

[I Accept Terms and Conditions](#)

Pay Now