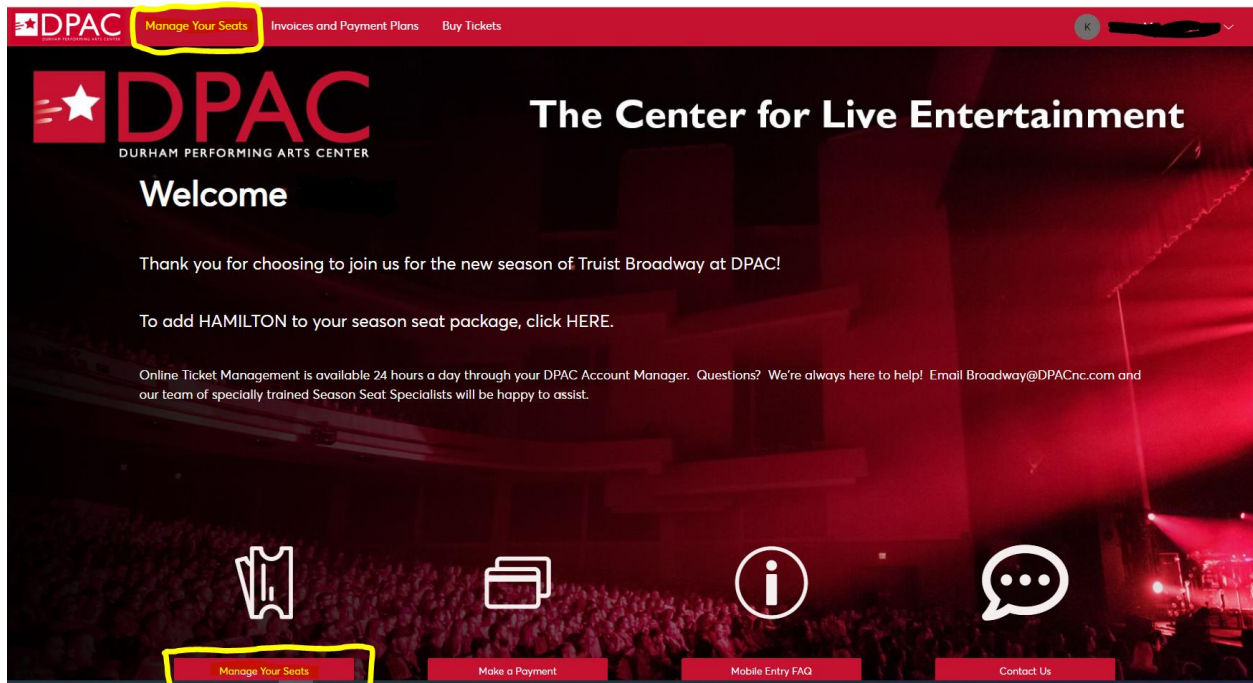




Account Manager Guide – Post Your Seats for Resale


1. Log into your online Account Manager by entering your email address and password
*Note: If you do not remember your password, click “Forgot Password?” to reset it.
2. After you have logged in, click on the option that reads ‘Manage Your Seats’ near the top or bottom of the screen.




3. You will be directed to a page that lists all of your upcoming events. Please select the performance you would like to post for resale.

	The Band's Visit Tue • Oct 05, 2021 • 07:30 PM Durham, NC — DPAC	Select Event
	Tootsie Tue • Oct 19, 2021 • 07:30 PM Durham, NC — DPAC	Select Event

4. After you have selected the performance, select the “SELL” option.

	The Band's Visit Tue • Oct 05, 2021 • 07:30 PM Durham, NC — DPAC	<p>Your Phone Is Your Ticket For the fastest way in, add your ticket to your digital wallet.</p> <p>My Tickets</p> <p>TRANSFER SELL MORE</p> <p>Sec 3, Row X, Seat 109</p>
--	---	--

5. Select the seat locations you would like to post for resale and click “Continue” at the bottom of the screen.

	The Band's Visit Tue • Oct 05, 2021 • 07:30 PM Durham, NC — DPAC	<p>Sell Tickets</p> <p>Select the tickets you would like to sell. Once selected, click Continue.</p> <p><i>We suggest selling your seats together as a group in order to help fans stay safe.</i></p> <p><input checked="" type="checkbox"/> Select All (1)</p> <p><input checked="" type="checkbox"/> Sec 3, Row X, Seat 109</p> <p>Cancel Continue</p>
---	---	---

6. Create your seller profile by filling in all the required information.

Sell Tickets | Set Price > Review > Confirmation

Create Your Seller Profile

To start listing your tickets, we'll first need some quick info. [What's This For?](#)

First Name *

Last Name *

Country *

Street Address *

Street Address 2

City *

Postal Code *


Mobile Number *

Home Number *

Cancel **Continue**

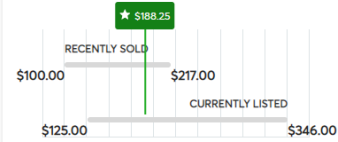
7. Select the price per ticket for your resale post and click "Continue" at the bottom of the screen. Please note, that you will not be able to sell the ticket for a price below the face value.

Sell Tickets | Set Price > Review > Confirmation

 **OCT 5** The Band's Visit
2021 Tue @ 07:30 pm

Sec 3, Row X, Seat 109

PRICE GUIDANCE ⓘ



RECENTLY SOLD: \$188.25

CURRENTLY LISTED: \$100.00 to \$346.00

Price Per Ticket

− \$ 188.25 +


★ Recommended Price

Payout Details	
Tickets listed for	\$189.00 x 1
Service fees	-\$18.90 x 1
Payout per ticket	\$170.10 x 1
You'll get paid	\$170.10
Once all tickets are sold	

* Events may include a minimum or maximum listing price per ticket.

Cancel **Continue**

8. You will be directed to select how you would like to be paid for your sale. If you select "Bank Account" option, you will then be asked to provide the deposit account type, account number and routing number. Select "Submit Listing" to finalize your resale post.



OCT 5 **The Band's Visit**
2021 Tue @ 07:30 pm

Sec 3, Row X, Seat 109	
Tickets listed for	\$189.00 x 1
Service fees	-\$18.90 x 1
Payout per ticket	\$170.10 x 1
You'll get paid	\$170.10
Once all tickets are sold	

* Events may include a minimum or maximum listing price per ticket.

Payout Method ⓘ

Deposit to Bank Account ▼

[+ Add a Bank Account](#)

Payee Info ⓘ



[Update Payee Info](#)

⚠ Verify Your Payee Info
To ensure you will get paid smoothly, please help to verify your info.

[Cancel](#) [Submit Listing](#)