



# Get Started with GalaPro

Captions on Your Mobile Device




## 1 BEFORE THE THEATRE

- Download the app from the App Store or Google Play.





- Choose “Get Started Now” and create your account.

## 2 AT THE THEATRE

- Start with your device connected to cellular data or “DPAC Public WiFi”.
- Sign in with your account.
- Check your city and select your show.
- Choose your preferred service:
  - Closed Captioning 
  - Audio Description (if available) 
- Tap “Play” 

## 3 GET READY AT YOUR SEAT

- Open “Settings” on your device. 
- Turn on “Airplane Mode”. 
- Connect to **GalaPro DPAC** WiFi. 
- Enter the password: **galapro1**
- Return to the GalaPro app and follow the on-screen instructions. 

**Please Note:** GalaPro is designed to be discreet and courteous to nearby guests. Captions appear on a black screen with pink, gray, or yellow font to reduce screen light, and calls and messages are blocked during use.

## WE'RE HERE TO HELP!

If you have a question or need assistance, please ask a member of our staff or visit us at Guest Services in the Entry Lobby.



presented by

